











Plenary sessions	Symposia sessions	Instructional sessions	Round table sessions	Debate sessions	Workshops	Breaks	Satellite Sessions
------------------	-------------------	------------------------	----------------------	-----------------	-----------	--------	--------------------

### Sunday, 3 July 2016

Time	Hall A	Hall B	Hall C	Hall D	Hall E	Hall G
12:30– 14:00			1. RADIOLOGY IN RHINOLOGY 	2. SEPTOPLASTY AND TURBINATE PROCEDURES 	3. ALLERGY 	08:00-18:00 INDUSTRY SPONSORED WORKSHOP
14:00 – 14:10	SHORT BREAK					
14:10–15:40			4. VIRTUAL DISSECTION 1 	5. INTRODUCTION TO FESS 	6. INSTRUMENTS AND EQUIPMENT IN FESS 	
15:40–16:00		15:30 - 17:30 7. MASTER CLASS: FRONTAL SINUS 	SHORT BREAK			
16:00–17:30			8. VIRTUAL DISSECTION 2 	9. NASAL HEMORRHAGE 	10. DENTAL INFECTIONS 	
17:45–21:30	OPENING CEREMONY AND WELCOME RECEPTION					



Pre-registration and payment required to attend

## Monday, 4 July , 2016

Time	Hall A	Hall B	Hall C	Hall D	Hall E	Hall F	Hall G	Hall H	Hall I	Hall J
08:00–09:00	HEALTH PRIORITIES FOR THE FUTURE									
09:00-09:10	SHORT BREAK									
09:10–10:25	1. THE EASY AND COMPLICATED FRONTAL SINUS	2. HOW TO SUCCEED IN SEPTAL CORRECTION	3. MANAGEMENT OF OLFACTORY LOSS	4. NASAL OBSTRUCTION IN CHILDREN	5. JUNIOR MEMBER SYMPOSIUM: "RHINOLOGY"	6. PRECISION MEDICINE IN RHINOLOGY DISEASES	7. THE INNATE IMMUNE SYSTEM IN CRS	FREE PAPER SESSION 1 : DIAGNOSIS OF CHRONIC RHINOSINUSITIS	FREE PAPER SESSION 2: RHINOSINUSITIS	FREE PAPER SESSION 3: MANAGEMENT OF CRS SURGICALLY
10:25–11:00	COFFEE BREAK, EXHIBITION AND POSTER VIEWING									
11:00 –12:15	8. HOW TO ACCESS ANTERIOR SKULL BASE LESIONS	9. THE CHALLENGES OF FACIAL PLASTIC SURGERY	10. THE NOSE AND OSA	11. THE RHINOLOGIC CHALLENGES OF CYSTIC FIBROSIS	12. JUNIOR MEMBER SYMPOSIUM: NOT ONLY FOR JUNIORS	13. DIAGNOSIS AND TREATMENT IN ORBITAL DISEASES	14. FROM BENCH TO BEDSIDE IN RHINOLOGY	FREE PAPER SESSION 4: MANAGEMENT OF CRS SURGICALLY	FREE PAPER SESSION 5: PATHOPHYSIOLOGY OF CRS	FREE PAPER SESSION 6: PATHOPHYSIOLOGY OF CRS
12:15–14:15		12:30-14:00 INDUSTRY SUPPORTED SESSION	BREAK, EXHIBITION AND POSTER VIEWING							
14:15 –15:45	1. LESSONS FROM FRONTAL SINUS SURGERY CASES	2. HOW TO PERFORM TOP TIP SURGERY IN RHINOPLASTY	3. DIFFERENT APPROACHES TO SKULL BASE TUMOURS	4. WHAT TO EXPECT IN UPPER AIRWAY INFLAMMATION IN CHILDREN	5. THE NOSE IN THE ART AND CULTURE	6. STRATEGIES IN SURGICAL TRAINING OF FUTURE RHINOLOGISTS	7. THE NON-ALLERGIC NOSE – IT RUNS, IT BLOCKS ...	FREE PAPER SESSION 7: MANAGEMENT OF CRS MEDICALLY	FREE PAPER SESSION 8: OUTCOME ASSESSMENT IN CRS	FREE PAPER SESSION 9: MANAGEMENT OF SEVERE EPITAXIS
15:45–16:15	COFFEE BREAK, EXHIBITION AND POSTER VIEWING									
16:15–17:00		1. SURGICAL MANAGEMENT OF SEPTAL PERFORATION	2. TAKE US THROUGH THE DIFFICULT ANATOMY OF SINO-NASAL SURGERY!!	3. HHT	MINIMAL INVASIVE FESS VS FULLHOUSE FESS	4. JUVENILE ANGIOFIBROMA	5. ACADEMIC CAREER IN RHINOLOGY – WHAT FOR?	FREE PAPER SESSION 10: PATHOPHYSIOLOGY OF CRS	FREE PAPER SESSION 11: NASAL SURGERY, TECHNIQUES	FREE PAPER SESSION 12: RHINOPLASTY
17:00–17:45		6. HOW TO CHOOSE YOUR PATIENTS IN RHINOPLASTY	7. HOW TO ASSESS THE NOSE	8. HOW TO EVALUATE SMELL AND TASTE	ENDOSCOPIC OR TRANSCRANIAL TECHNIQUE FOR MALIGNANT TUMOURS OF THE SKULL BASE?	9. WE WILL SHOW YOU HOW TO ANALYSE YOUR PREOPERATIVE CT SCAN	10. A MODERN CONCEPT FOR CSF DIAGNOSIS AND MANAGEMENT	FREE PAPER SESSION 13: SEPTAL AND TURBINATE SURGERY INCLUDING SEPTAL PERFORATIONS	FREE PAPER SESSION 14: SEPTAL AND TURBINATE SURGERY INCLUDING SEPTAL PERFORATIONS	FREE PAPER SESSION 15: FACIAL PLASTIC SURGERY AND RHINOPLASTY

## Tuesday, 5 July 2016

Time	Hall A	Hall B	Hall C	Hall D	Hall E	Hall F	Hall G	Hall H	Hall I	Hall J
08:00–09:00	SKULL BASE									
09:00-09:10	SHORT BREAK									
09:10–10:25	15. EPOS REVISITED: HOW DO WE DEAL WITH RHINOSINUSITIS?	16. WHAT CAN WE LEARN FROM MISTAKES IN RHINOPLASTIC SURGERY	17. NOT ANOTHER NOSE-BLEED!	18. JUVENILE NASAL ANGIOFIBROMA	19. WHAT IS THE LATEST HIGH TECH IN TREATMENT OF CRS?	20. TECHNIQUE AND OUTCOME IN PITUITARY SURGERY	21. DO EPITHELIAL CELLS RULE THE NASAL MUCOSAL?	FREE PAPER SESSION 16: PATHOPHYSIOLOGY OF CRS	FREE PAPER SESSION 17: PATHOPHYSIOLOGY OF CRS	FREE PAPER SESSION 18: SMELL, TASTE AND TRIGEMINAL FUNCTION
10:25–11:00	COFFEE BREAK, EXHIBITION AND POSTER VIEWING									
11:00 –12:15	22. HOW TO MANAGE BAD THINGS AND CATASTROPHES IN SINUS SURGERY	23. DEFECTS IN THE ANTERIOR SKULL BASE – TIME TO CALL THE PLUMBER!	24. NEW DELIVERY OF STEROIDS TO THE SINONASAL CAVITY	25. HOW DO WE APPLY 3D SURGERY IN RHINOLOGY?	26. NON ALLERGIC RHINITIS	27. EAACI SYMPOSIUM: HOW TO SET UP IMMUNOTHERAPY YOUR ENT CLINIC	28. GENETICS IN RHINOLOGY	FREE PAPER SESSION 19: SMELL, TASTE AND TRIGEMINAL FUNCTION	FREE PAPER SESSION 20: SNORING AND OSAS	FREE PAPER SESSION 21: PREOPERATIVE ASSESSMENT OF RHINOPLASTY PATIENTS AND SELECTION OF PATIENTS FOR SURGERY
12:15–14:15		12:30-14:00 INDUSTRY SUPPORTED SESSION	BREAK, EXHIBITION AND POSTER VIEWING							
14:15 –15:45	8. WHAT TO DO WHEN NOTHING WORKS IN CRS?	9. ENDOSCOPIC SURGERY OF SINONASAL MALIGNANCIES	10. ORBITAL COMPLICATIONS IN RHINOSINUSITIS – WHEN TO DO WHAT?	11. MANAGING OLFACTORY LOSS	12. MEASURING THE AIRWAY	13. THE CLINICAL PROBLEM OF ISOLATED SPHENOID OPACIFICATION	14. WHEN THE IMMUNE SYSTEM IS DEFICIENT IN RHINOLOGY	FREE PAPER SESSION 22: TREATMENT OF ALLERGIC RHINITIS	FREE PAPER SESSION 23: CSF-LEAK AND MANAGEMENT OF ANTERIOR SKULL BASE DEFECTS	FREE PAPER SESSION 24: ENDOSCOPIC SURGERY OF SKULL BASE TUMOURS
15:45–16:15	COFFEE BREAK, EXHIBITION AND POSTER VIEWING									
16:15–17:00	11. TIPS AND HINTS IN CSF LEAK REPAIR	12. THE ENDOSCOPIC WAY TO THE “BRAIN”	13. IMAGING OF THE SKULL BASE – INTERPRETATION AND CORRELATION TO ANATOMY	DEBATE: LOCAL ALLERGY: REALITY OR FICTION?	DEBATE: CRSsNP TO OPERATE OR NOT TO OPERATE	14. HOW TO LEARN FUNCTIONAL CORRECTIVE NASAL SURGERY	15. ADEQUATE INVESTIGATIONS IN THE CRS PATIENT	FREE PAPER SESSION 25: FACIAL PAIN	FREE PAPER SESSION 26: RHINITIS MISCELLANEOUS	FREE PAPER SESSION 27: PAEDIATRIC RHINOLOGY
17:00–17:45	16. HOW TO ADDRESS MENINGOCELES	17. HOW TO ACCESS THE FRONTAL SINUS	18. WHAT TO DO WHEN THE NOSE BLEEDS VERY MUCH!	DEBATE: ALLERGEN COMPONENTS – RELEVANT OR NO?	DEBATE: CF – SURGERY OR NO?	19. WRITING A PAPER THAT RHINOLOGY WILL ACCEPT	20. THE SCIENCE OF ASPIRIN INTOLERANCE DIAGNOSTICS AND TOLERANCE INDUCTION	FREE PAPER SESSION 28: ORBIT AND LACRIMAL SYSTEM	FREE PAPER SESSION 29: SKULL BASE SURGERY MISCELLANEOUS	FREE PAPER SESSION 30: RHINOLOGY MISCELLANEOUS
17:45-18:00	Short Break									
18:00-19:30	INDUSTRY SUPPORTED SESSION	17:45-18:45 INDUSTRY SUPPORTED SESSION								

## Wednesday, 6 July 2016

Time	Hall A	Hall B	Hall C	Hall D	Hall E	Hall F	Hall G	Hall H	Hall I	Hall J
08:00-09:00	WHAT RESULTS CAN WE PREDICT FOR OUR PATIENTS?									
09:00-09:10	SHORT BREAK									
09:10-10:25	29. BENIGN TUMOURS IN RHINOLOGY	30. FACIAL PAIN AND HEADACHE	31. WHAT'S NEW IN TREATMENT OF ALLERGIC RHINITIS	32. THE BLEEDING NOSE AS A WAY OF LIFE: HHT	33. JUNIOR MEMBER SYMPOSIUM: "FASCIAL PLASTICS"	34. THE MULTI-DISCIPLINARY TEAM IN COMPLEX RHINOLOGY	35. GPA AND OTHER VASCULITIS DISEASES IN THE NOSE	FREE PAPER SESSION 31: RHINITIS	FREE PAPER SESSION 32: TREATMENT OF CHRONIC RHINOSINUSITIS	FREE PAPER SESSION 33: CHRONIC RHINOSINUSITIS
10:25-11:00	COFFEE BREAK, EXHIBITION AND POSTER VIEWING									
11:00-12:15	36. SINONASAL MALIGNANT TUMOURS; TREATMENT OPTIONS AND OUTCOME	37. EAFPS SESSION: THE NASAL VALVE	38. IMMUNOTHERAPY IN ALLERGIC RHINITIS – THINGS TO LEARN FOR A RHINOLOGIST?	39. EAACI SESSION: ENVIRONMENTAL FACTOR - SCUAD	40. ARS SESSION: POLYPS FROM HELL! WHAT TO DO FOR RECALCITRANT DISEASE?	41. PAEDIATRIC RHINOSINUSITIS	42. IMPACT OF NASAL INFLAMMATION ON ....	FREE PAPER SESSION 34: GENETICS, PHARMACOGENETICS AND TISSUE ENGINEERING	FREE PAPER SESSION 35: RHINOLOGY	FREE PAPER SESSION 36: NASAL SURGERY, TECHNIQUES
12:15-14:00		13:00-14:00 INDUSTRY SUPPORTED SESSION	12:30-14:00 INDUSTRY SPONSORED SESSION	13:00-13:45 INDUSTRY SPONSORED SESSION	BREAK, EXHIBITION AND POSTER VIEWING					
14:00-15:30	15. BENIGN SINONASAL TUMOURS	16. EAFPS SESSION: HOW TO CORRECT A BAD RHINOPLASTY	17. STRATEGIES IN IATROGENIC, TRAUMATIC AND SPONTANEOUS CSF LEAKS	18. HOW DO YOU DEAL WITH SEPTAL PERFORATION?	19. MANAGING SCUAD PATIENTS		20. EAACI ROUND TABLE: CASES FROM THE IMMUNOTHERAPY – WHEN IT WORKED AND WHEN IT DID NOT	FREE PAPER SESSION 37: ENDOSCOPIC SURGERY OF SKULL BASE TUMOURS	FREE PAPER SESSION 38: RHINOLOGY MISCELLANEOUS	FREE PAPER SESSION 39: RHINOLOGY MISCELLANEOUS
15:30-16:00	ERS GENERAL ASSEMBLY	COFFEE BREAK, EXHIBITION AND POSTER VIEWING								
16:00-16:45	21. HOW TO MANAGE INVERTED PAPILOMA	22. IgG4 SYNDROME	23. NASAL TRAUMA IN CHILDREN	DEBATE: SYSTEMIC CORTICOSTEROIDS – OVERUSE OR UNDERUSE?	DEBATE: ILIT – IT WORKS OR NOT?	24. HOW TO DILATE THE SINUSES WITH BALLOONS?	25. HOW TO CHOOSE PATIENTS FOR IMMUNOTHERAPY	FREE PAPER SESSION 40: PATHOPHYSIOLOGY OF CRS	FREE PAPER SESSION 41: PEDIATRIC RHINOLOGY AND ALLERGIC RHINITIS	FREE PAPER SESSION 42: ORBIT AND LACRIMAL SYSTEM

